



Student Experience Survey Results Report

April 2019

This report contains information about
Adelaide Central School of Art's results
from the national QILT Student Experience Survey (SES)

Page	Contents
2	About Adelaide Central School of Art
2	About the Student Experience Survey
3	Summary of 2018 Student Experience Survey Results
3	Table 1 – Summary and Comparisons of Indicators
4	Graph 1 – Comparison of Results with National Average
5	Table 2 – Comparison of Selected Institutions Offering Undergraduate Creative Arts Courses
6	Graph 2 – Comparison of Overall Quality of Educational Experience
7	Table 3 – Comparison of all Quality Indicators for Selected Institutions

ABOUT ADELAIDE CENTRAL SCHOOL OF ART

Adelaide Central School of Art is an independent not-for-profit tertiary provider of visual arts education located in South Australia. It was established in 1982 and became an accredited Higher Education Provider in 1998.

The School employs eminent contemporary artists, writers and curators to deliver a studio-based teaching program that cultivates sophisticated practical skills, underpinned by intensive conceptual investigation.

Adelaide Central School of Art provides a learning environment committed to small class sizes and one-on-one interaction with lecturers. It is celebrated for its welcoming community spirit and collegiate atmosphere of shared initiative, discovery and support.

The School offers a three year Bachelor of Visual Art and a one year Bachelor of Visual Art (Honours) program. More information: <http://www.acsa.sa.edu.au/home/>

ABOUT THE STUDENT EXPERIENCE SURVEY (SES)

The SES is conducted each year by the Social Research Centre for the Quality Indicators for Learning and Teaching (QILT) [website](#). It is the only comprehensive survey of current higher education students in Australia.

The SES is designed to collect information that will help both higher education institutions and the government improve teaching and learning outcomes, and reports on multiple facets of the student experience. The survey is funded by the Australian Government Department of Education and Training.

In 2018, around 283,000 students enrolled in undergraduate and postgraduate courses, from 107 institutions, Australian universities and non-university higher education institutions (NUHEIs) participated in the SES. The findings were released on 10 April 2019.

More information: <https://www.qilt.edu.au/about-this-site/student-experience>

SUMMARY – 2018 Student Experience Survey Results

Data sourced from Student Experience Survey Results 2018. Information supplied by the Social Research Centre

- A. Out of 23 selected* Australian institutions that offer an undergraduate visual art degree within the Study Area of Creative Arts, Adelaide Central School of Art placed:
- 1st for Overall Quality of Educational Experience
 - 1st for Teaching Quality
 - 1st for Student Support
 - 2nd for Skills Development
 - 2nd for Learner Engagement

*NOTE: Refer Table 2 on Page 5 for results, comparisons and peers selection rationale

- B. Out of 58 Australian institutions (22 NUHEI and 36 universities) that offer undergraduate degrees in the Study Area of Creative Arts^, Adelaide Central School of Art placed:
- 1st for Overall Quality of Educational Experience
 - 2nd for Teaching Quality
 - 3rd for Student Support
 - 5th for Skills Development

^NOTE: This study area includes Music & Performing Arts, Art & Design. This includes detailed areas of study including Fine Arts, Photography, Graphic Arts and Design Studies, Textile Design and Fashion Design, Music, Drama and Theatre Studies, and Dance.

- C. Out of 100 Australian institutions (58 NUHEI and 42 universities) that offer undergraduate degrees and participated in the 2018 SES, Adelaide Central School of Art placed:
- 1st in Australia for Overall Quality of Educational Experience
 - 4th in Australia for Teaching Quality
 - 7th in Australia for Student Support
 - 14th for Skills Development

TABLE 1 – Summary and Comparisons of Indicators Overall and for A. B. and C.

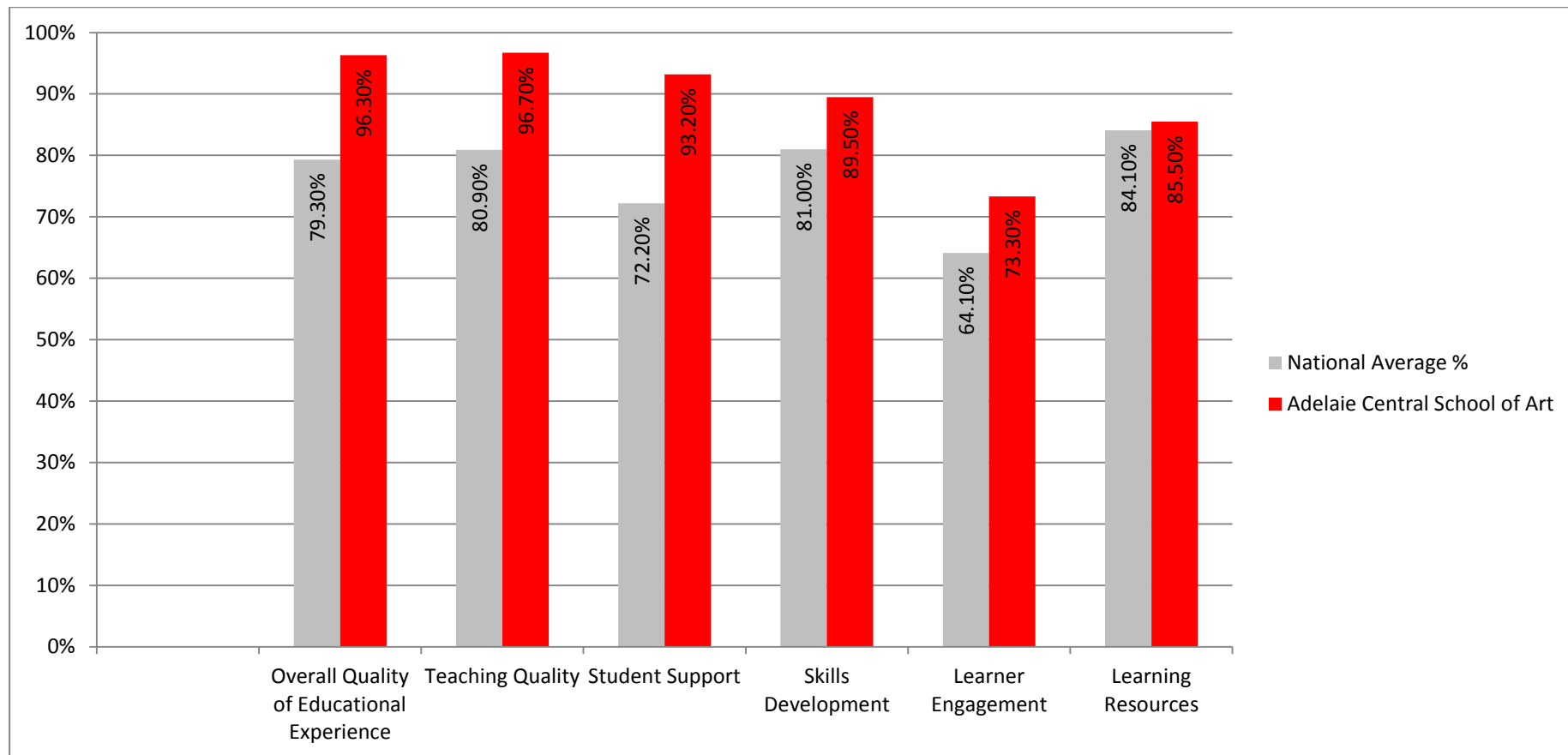
Data sourced from Student Experience Survey Results 2018. Information supplied by the Social Research Centre

Indicator	National Average (Under Grad)%	School's Result %	Place out of 23 selected institutions (A)	Place out of 61 Creative Arts institutions (B)	Overall place Australia-wide out of all 100 institutions (C)
Overall Quality of Educational Experience	79.3	96.3	1 st	1 st	1 st
Teaching Quality	80.9	96.7	1 st	2 nd	4 th
Student Support	72.2	93.2	1 st	3 rd	7 th
Skills Development	81.0	89.5	2 nd	5 th	14 th
Learner Engagement	64.1	73.3	2 nd	15 th	21 st
Learning Resources	84.1	85.5	11 th	12 th	31 st

GRAPH 1 – Comparison of Adelaide Central School of Art Results with National Average for all Institutions (Under Graduate)

Data sourced from Student Experience Survey Results 2018. Information supplied by the Social Research Centre

Adelaide Central School of Art QILT Survey Results 2018



Data sourced from [Student Experience Survey 2018](#). All information sourced from www.qilt.edu.au

TABLE 2 – Comparison of Selected Institutions Offering Undergraduate Creative Arts Courses (overall results for institutions, not just creative arts area)

Data sourced from [Student Experience Survey 2018](#) National Report: The undergraduate student experience, 2017 and 2018

Institution Name	Overall Quality of Educational Experience	Teaching Quality	Student Support	Skills Development	Learner Engagement	Learning Resources
Adelaide Central School of Art	96.3	96.7	93.2	89.5	73.3	85.5
National Art School	89.0	91.1	82.4	86.5	76.0	87.6
Edith Cowan University	84.2	85.9	80.5	85.9	64.8	87.7
North Metropolitan TAFE WA	82.9	92.7	64.9	90.2	73.2	70.0
Deakin University	82.8	82.8	76.6	82.2	60.7	90.8
Queensland University of Technology	82.3	83.1	75.6	83.0	64.8	88.1
Federation University Australia	81.1	83.7	79.8	83.5	65.4	86.5
Curtin University	81.0	82.9	74.2	83.0	66.3	68.8
University of South Australia	80.5	81.0	74.1	83.7	65.7	87.5
University of Wollongong	80.1	81.9	76.9	83.8	67.3	87.2
Flinders University	79.8	81.6	74.9	82.3	64.3	86.6
RMIT University	79.2	79.4	70.2	80.7	68.4	83.8
The Australian National University	79.2	83.0	67.0	78.8	58.7	81.1
Griffith University	79.1	81.4	74.6	82.4	60.9	85.7
Monash University	78.4	80.8	74.0	80.9	64.6	85.0
Southern Cross University	78.2	81.7	79.6	81.6	61.7	86.4
University of Canberra	78.2	80.3	72.7	79.7	57.0	84.2
The University of Melbourne	77.7	81.7	63.0	78.9	59.3	82.9
University of Tasmania	77.2	81.4	71.2	78.2	59.8	75.8
The University of Sydney	74.6	78.0	55.1	78.8	59.2	79.1
Charles Darwin University	74.2	76.5	71.0	76.8	49.7	81.2
University of New South Wales	74.1	76.5	66.5	77.0	62.4	81.1
TAFE SA - Adelaide College of the Arts	71.9	75.8	65.0	75.8	55.0	67.5


NOTES:

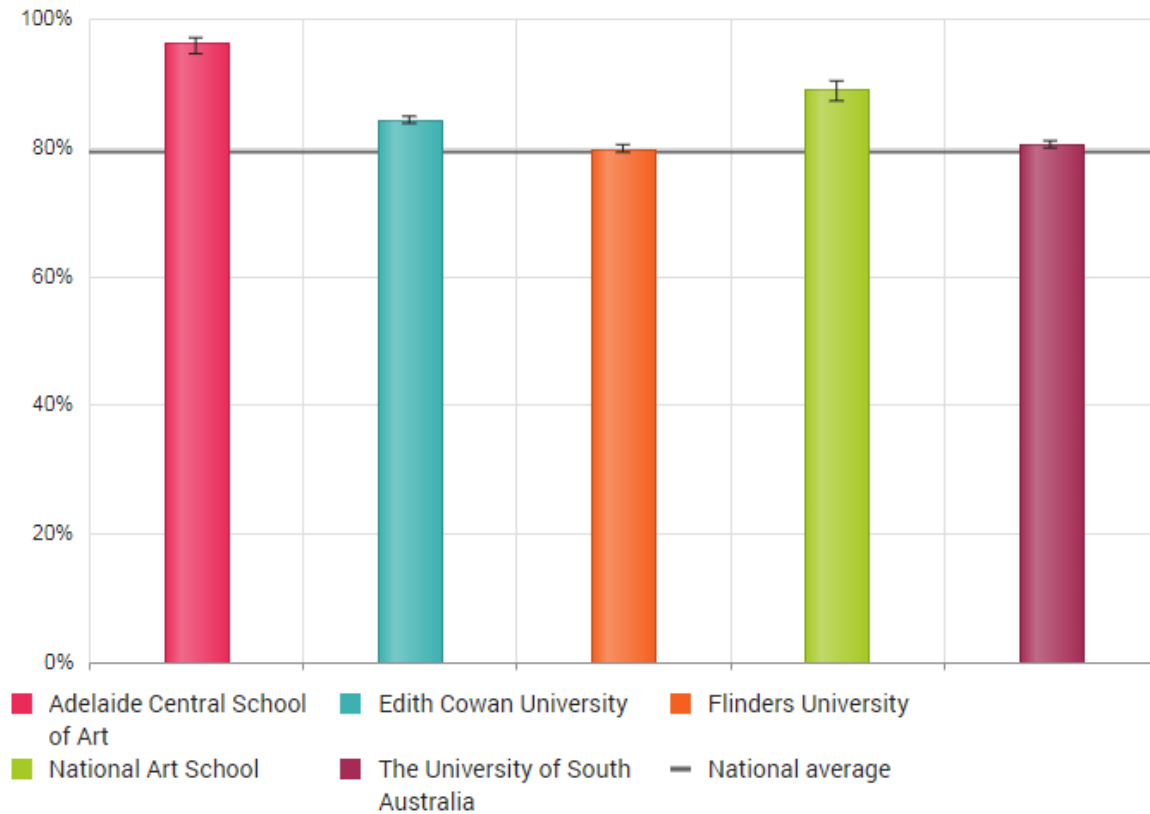
The 23 Institutions are selected from the 58 who participated in the SES in 2018 that offer undergraduate visual arts courses (according to our online research) in the Study Area of Creative Arts.

GRAPH 2 – Comparison of Overall Quality of Educational Experience for Selected Institutions that offer a Bachelor Degree in the Creative Arts Area of Study

Data sourced from [Student Experience Survey 2017 and 2018](#). All information sourced from www.qilt.edu.au

Student Experience - Undergraduate

Overall quality of educational experience 



Data source: [Student Experience Survey 2017 and 2018](#)



The black bars at the top of each chart are confidence intervals. To find out more, read [How to interpret this data](#)

The institutions compared are:

- Adelaide Central School of Art
- Edith Cowan University
- National Art School
- Flinders University
- University of South Australia

Rationale for institution selections:

- a) National Art School and Edith Cowan University placed 2nd and 3rd respectively for Overall Quality of Educational Experience behind Adelaide Central School of Art (See Table 2)
- b) National Art School is the only other accredited, not-for-profit, single-focus art school in Australia
- c) Flinders University and the University of South Australia are the only other institutions that offer a course similar to our Bachelor of Visual Art in South Australia

TABLE 3 – Comparison of Overall Quality of Educational Experience for Selected Institutions that offer a Bachelor Degree in the Creative Arts Area of Study

Data sourced from [Student Experience Survey 2017 and 2018](#). All information sourced from www.qilt.edu.au

Student Experience - Undergraduate

	Adelaide Central School of Art	Edith Cowan University	Flinders University	National Art School	The University of South Australia	National Average
Overall quality of educational experience ⓘ	96.3% (94.5% - 97.0%) 241 responses	84.2% (83.7% - 84.8%) 6949 responses	79.8% (79.2% - 80.4%) 7103 responses	89.0% (87.2% - 90.3%) 500 responses	80.5% (79.9% - 81.0%) 8302 responses	79.0%
Teaching quality ⓘ	96.7% (94.9% - 97.4%) 240 responses	85.9% (85.4% - 86.4%) 6863 responses	81.6% (81.0% - 82.1%) 7031 responses	91.1% (89.4% - 92.3%) 494 responses	81.0% (80.4% - 81.6%) 8189 responses	80.9%
Learner engagement ⓘ	73.3% (70.3% - 75.9%) 240 responses	64.8% (64.0% - 65.6%) 5804 responses	64.3% (63.6% - 65.0%) 6977 responses	76.0% (73.8% - 78.0%) 501 responses	65.7% (64.9% - 66.4%) 7548 responses	63.2%
Learning resources ⓘ	85.5% (82.5% - 87.7%) 214 responses	87.7% (87.1% - 88.2%) 6003 responses	86.6% (86.1% - 87.1%) 6619 responses	87.6% (85.7% - 89.1%) 483 responses	87.5% (87.0% - 88.0%) 7585 responses	83.9%
Student support ⓘ	93.2% (90.8% - 94.5%) 219 responses	80.5% (79.8% - 81.2%) 5634 responses	74.9% (74.1% - 75.7%) 5706 responses	82.4% (80.0% - 84.3%) 437 responses	74.1% (73.3% - 74.8%) 6652 responses	73.1%
Skills development ⓘ	89.5% (87.1% - 91.0%) 238 responses	85.9% (85.4% - 86.4%) 6773 responses	82.3% (81.7% - 82.9%) 6906 responses	86.5% (84.5% - 88.0%) 488 responses	83.7% (83.1% - 84.2%) 8043 responses	81.0%

L/N - Low numbers – The number of survey responses are **too low** to display

N/A - Data **not available** for this study area or institution

Data source: [Student Experience Survey 2017 and 2018](#)

[How to interpret this data](#)

The institutions compared are:

- Adelaide Central School of Art
- Edith Cowan University
- National Art School
- Flinders University
- University of South Australia

Rationale for institution selections:

- a) National Art School and Edith Cowan University placed 2nd and 3rd respectively for Overall Quality of Educational Experience behind Adelaide Central School of Art (See Table 2)
- b) National Art School is the only other accredited, not-for-profit, single-focus art school in Australia
- c) Flinders University and the University of South Australia are the only other institutions that offer a course similar to our Bachelor of Visual Art in South Australia